



---

# COVID-19 Health Media Briefing Presentation

April 28<sup>rd</sup> 2020

---

# COVID-19: TESTING DATA

The total number of people screened to date is **6 093 502**

The total number of tests conducted both in public and private sector is **185 497**

Sector	Total tested		New tested	
Private	105 491	57%	2 191	31%
Public	80 006	43%	4 836	69%
Grand Total	185 497		7 027	

# TOTAL CONFIRMED COVID-19 CASES : 4996

GAUTENG	1377
WESTERN CAPE	1870
KWAZULU - NATAL	919
EASTERN CAPE	616
FREE STATE	113
LIMPOPO	31
NORTH WEST	29
MPUMALANGA	24
NORTHERN CAPE	17

# CASE MANAGEMENT

ACTIVE CASES	2830
TOTAL NO OF PATIENTS HOSPITALISED	395
TOTAL NO OF PATIENTS RECOVERED	2073
TOTAL NO OF DEATHS	93

# SA's epidemic trajectory - to 27 April

SA compared to countries with the most and least severe advanced epidemic

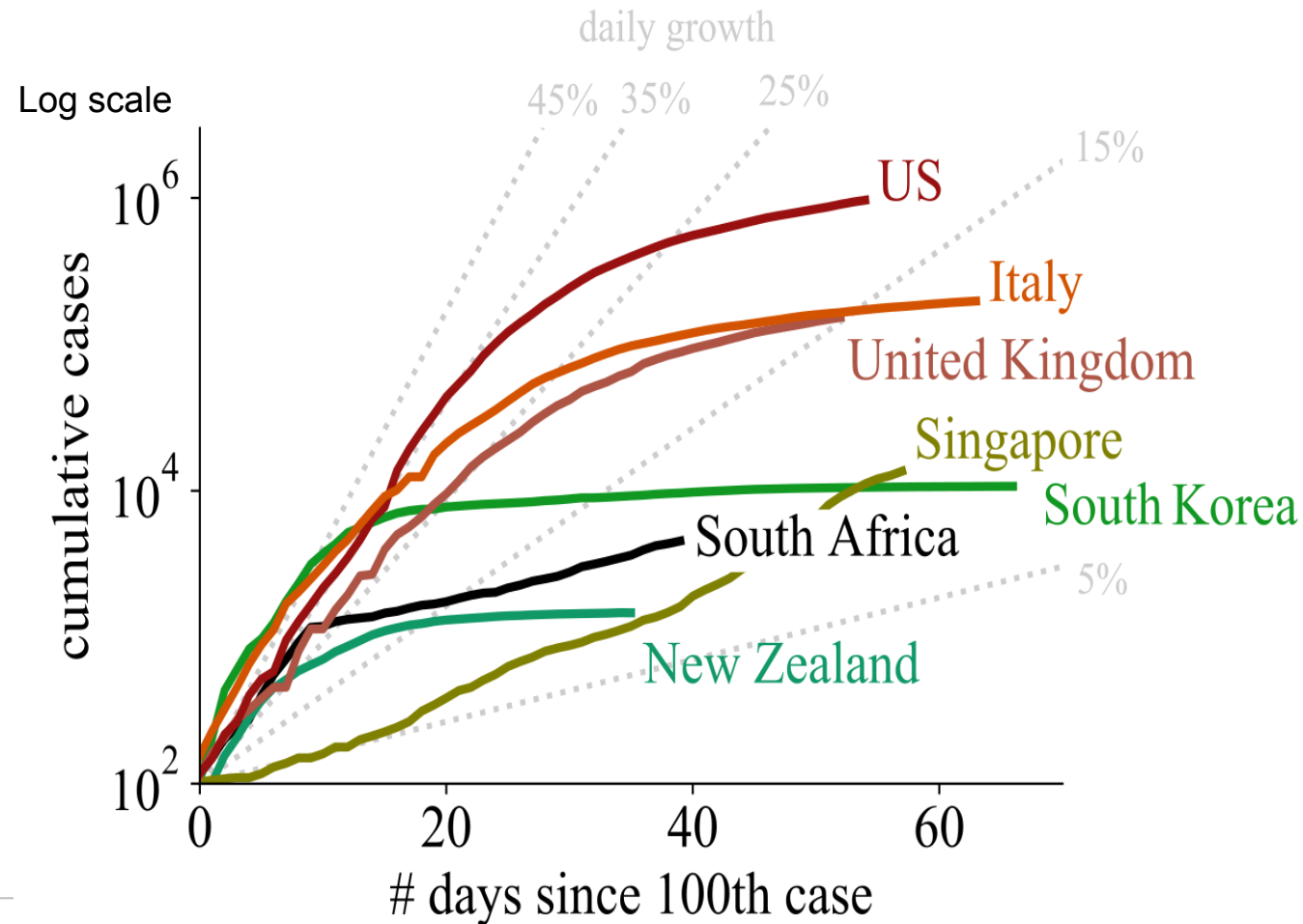
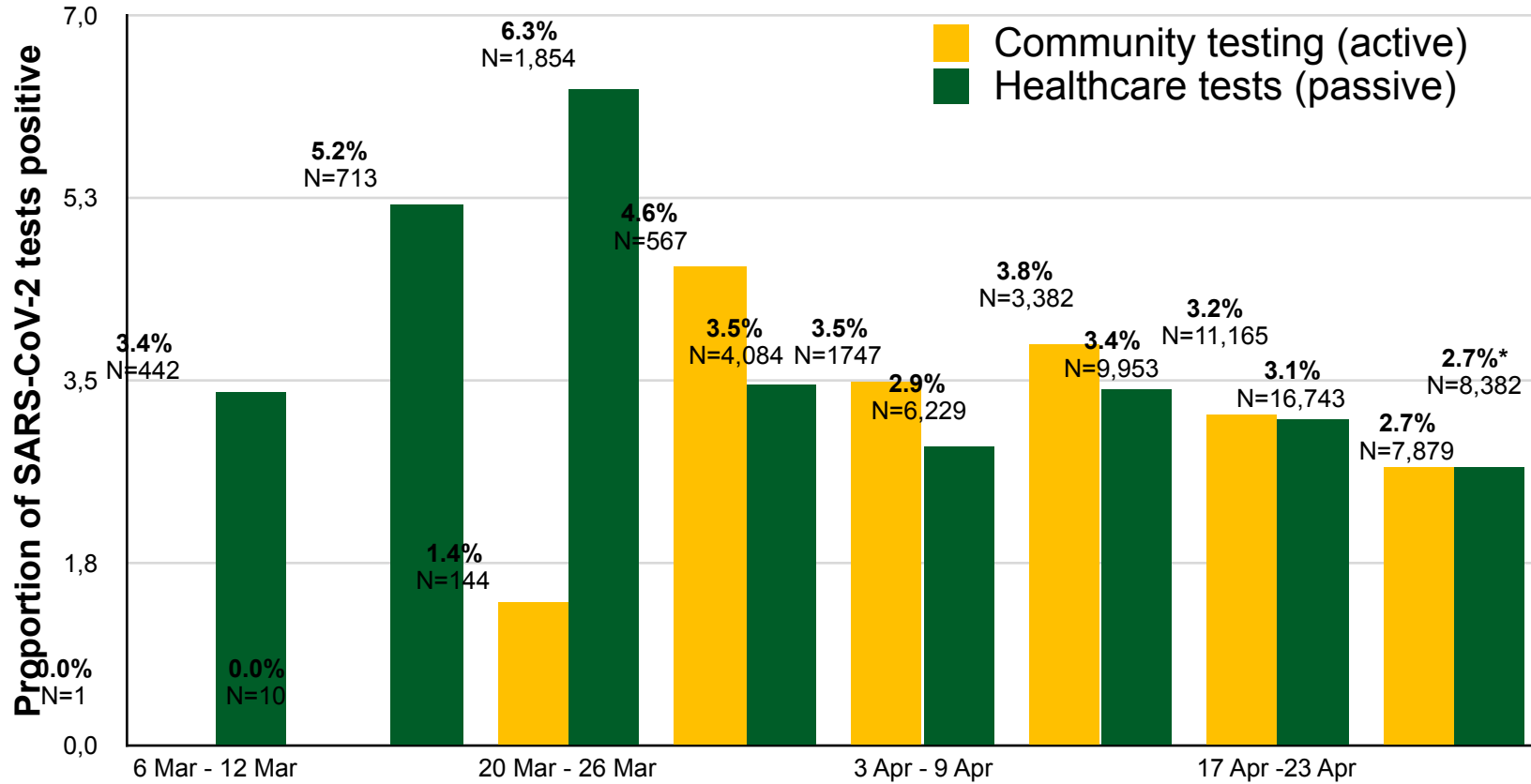


Diagram source: Tulio de Oliveira, Maria Schud & UKZN CoV Big Data Consortium

# The source of samples in the public sector testing for SARS-CoV-2: passive vs active case finding

Note: the total tests each week = sum of the number on each bar

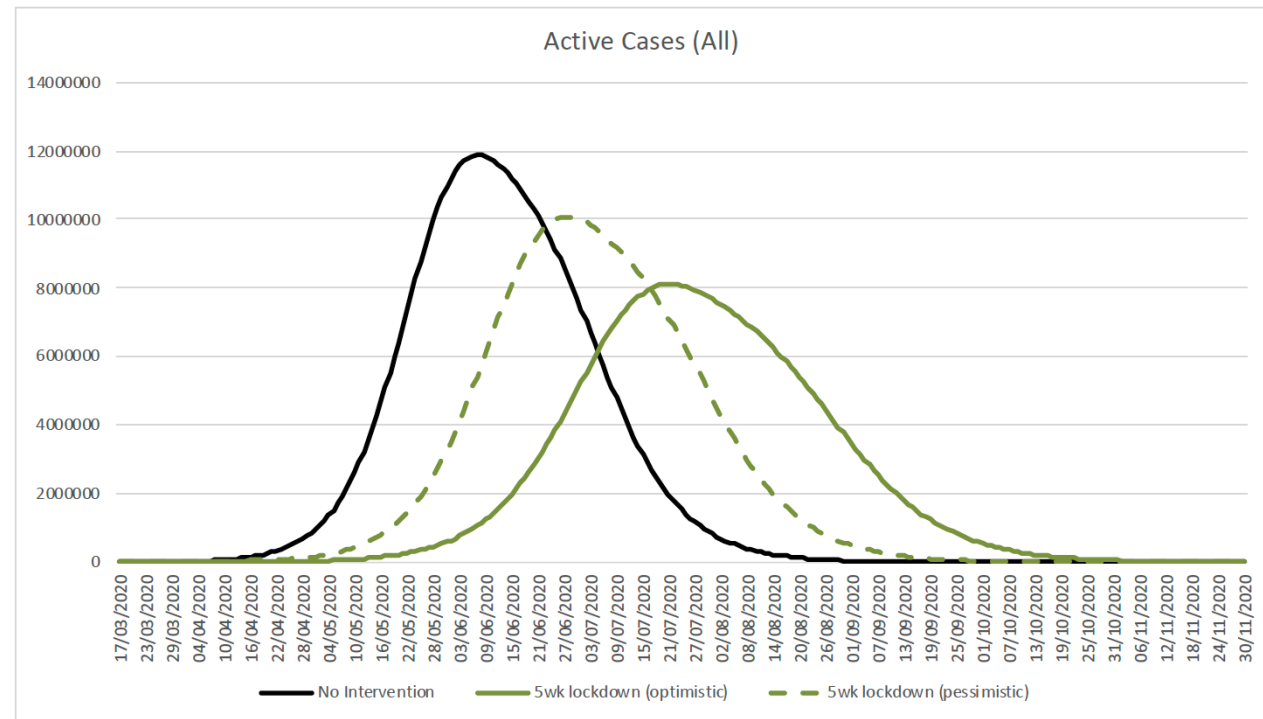
# Proportion of NHLS tests that are positive comparing passive and active testing (by week)



# Epidemiological Model - Long Term Projections

## Long-term Projections: active cases

- Greater uncertainty
- Lockdown has flattened the curve and pushed the peak later
- Projections will be updated weekly



Key Assumption: Asymptomatic proportion of cases: **75%**



# Hotspots

Province	District	Positive Cases as at 18th and 19th April	Number of Positives per 100k Pop	Number Screened per 1M Pop	Beds per 1k P	Field Hospital Beds
Eastern Cape	ec Alfred Nzo District Municipality					
Northern Cape	nc John Taolo Gaetsewe District Municipality					
Limpopo	lp Sekhukhune District Municipality					
Western Cape	wc Central Karoo District Municipality					
Eastern Cape	ec Joe Gqabi District Municipality					
Limpopo	lp Mopani District Municipality					
KwaZulu Natal	kz Harry Gwala District Municipality					
North West	nw Ngaka Modiri Molema District Municipality					
North West	nw Dr Ruth Segomotsi Mompati District Municipality					
KwaZulu Natal	kz Zululand District Municipality					
Mpumalanga	mp Nkangala District Municipality					
Gauteng	gp Sedibeng District Municipality					
Free State	fs Lejweleputswa District Municipality					
KwaZulu Natal	kz Umzinyathi District Municipality					
Northern Cape	nc Zwelentlanga Fatman Mgcawu District Municipality					
Limpopo	lp Vhembe District Municipality					
Mpumalanga	mp Gert Sibande District Municipality					
Northern Cape	nc Pixley ka Seme District Municipality					
Eastern Cape	ec Amathole District Municipality					
Free State	fs Fezile Dabi District Municipality					
Free State	fs Xhariep District Municipality					
North West	nw Dr Kenneth Kaunda District Municipality					

# Hotspots Cont...

Eastern Cape	ec Oliver Tambo District Municipality					
Limpopo	lp Capricorn District Municipality					
Mpumalanga	mp Ehlanzeni District Municipality					
Free State	fs Thabo Mofutsanyana District Municipality					
North West	nw Bojanala Platinum District Municipality					
KwaZulu Natal	kz King Cetshwayo District Municipality					
KwaZulu Natal	kz Amajuba District Municipality					
Limpopo	lp Waterberg District Municipality					
Western Cape	wc West Coast District Municipality					
KwaZulu Natal	kz Ugu District Municipality					
Gauteng	gp City of Tshwane Metropolitan Municipality					
Eastern Cape	ec Sarah Baartman District Municipality					
Northern Cape	nc Namakwa District Municipality					
KwaZulu Natal	kz Uthukela District Municipality					
Eastern Cape	ec Chris Hani District Municipality					
KwaZulu Natal	kz Umkhanyakude District Municipality					
Northern Cape	nc Frances Baard District Municipality					
KwaZulu Natal	kz uMgungundlovu District Municipality					
Western Cape	wc Overberg District Municipality					
Gauteng	gp West Rand District Municipality					
Western Cape	wc Cape Winelands District Municipality					
KwaZulu Natal	kz iLembe District Municipality					
Eastern Cape	ec Nelson Mandela Bay Municipality					
Western Cape	wc Garden Route District Municipality					
KwaZulu Natal	kz eThekweni Metropolitan Municipality					
Free State	fs Mangaung Metropolitan Municipality					
Eastern Cape	ec Buffalo City Metropolitan Municipality					
Western Cape	wc City of Cape Town Metropolitan Municipality					
Gauteng	gp City of Johannesburg Metropolitan Municipality*					
Gauteng	gp Ekurhuleni Metropolitan Municipality**					

# Hotspots cont...

## **Notes**

\*City of Joburg Private beds include West Rand

\*Ekurhuleni private beds include Sedibeng

## **Legend (Positive Cases per 100k pop)**

Range 0 to 0.5

Range 0.5 to 1

Range 1 to 10

# Proposed Distribution of the Cuban Brigade

	WC	GP	KZN	EC	FS	MP	LP	NW	NC	NDOH	TOTAL
Family Physician	18	17	17	12	10	8	8	8	7	0	105
Health Technology	5	5	5	4	3	3	3	3	2	0	30
Epidemiology	3	3	3	2	2	1	1	1	1	1	18
Biostatistics	3	4	3	2	2	1	1	1	1	3	21
Public Health Specialist*		0	0	0	0	0	0	0	0	11	11
Biotechnologist	0	0	0	0	0	0	0	0	0	2	2

# COVID-19 POSITIVE HEALTH WORKERS

	Number of doctors		Number of nurses		Number of Port Health workers		Other Allied Healthworkers		Total	
	Private	Public	Private	Public	Private	Public	Private	Public	Private	Public
EC		2		5		0		2	0	9
FS	8		1			0			5	
GP	0	8	38	6	0	8	33	3	71	25
KZN	7	0	82	12	0	0	23	14	112	26
LP	0	3	1	4		0		0	1	7
MP	2	2	1	0	0	0	1	0	4	2
NC		0		0		0		0	0	0
NW	2	0	0	0	0	0	0	0	2	0
WC		10		23	0			31		64
NDoH										
<b>Total</b>	19	25	123	50	0	8	57	50	195	133